



PROFESSIONAL
AUTOMOTIVE
EQUIPMENT

www.dcdiagnostics.co.za : +2772 505 3859

GYS StartPack 12.24 – 12/24v Booster (160Ah)



Innovation to Multi-Voltage Battery Boosting

Official Distributors for



The **STARTPACK 12.24 CI** is a professional autonomous starter for 12 V and 24 V lead batteries (liquid, AGM, EFB, gel...). Thanks to its 2 high-performance internal lead batteries, it develops a high starting current. The booster integrates an intelligent charger that perfectly preserves the health of its 2 batteries. Compact and robust, it is ideal for on-site repairs or in automotive and agricultural workshops (cars, vans).

Very powerful 12 / 24 V booster

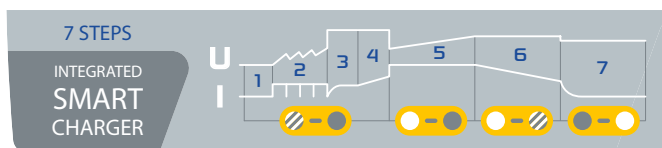
Its two high-quality internal batteries (*ENERSYS: 2 x 16 Ah*) give the STARTPACK 12.24 CI a high starting current (*up to 3600 A peak*).

- It starts all vehicles equipped with lead batteries (*liquid, AGM, EFB, gel...*) in a few seconds : 900 A in 12 V, 700 A in 24 V.

START	12 V	24 V
12 V / 24 V PETROL & DIESEL		

Built-in automatic charger

- Thanks to its powerful built-in 4 A charger (IUoU curve), the STARTPACK 12.24 CI **can be charged 100% from the mains, quickly and unattended.**
- Its **intelligent 7-step charging curve** extends the life and performance of its internal batteries.



Perfect for on-site work






Compact, the STARTPACK 12.24 CI has a comfortable power-to-weight ratio. More robust and **equipped with an ergonomic handle**, it is perfectly adapted to demanding environments (in the workshop or on site).


For safe use

This product provides protection for the vehicles on-board electronics, the charger, the battery and the user.

✓ OFF position :

- preserves the on-board electronics.
- avoids short circuits and overloads.
- protects against polarity inversion (with audible alarm + indicator light).
- avoids sparks when connecting the clamps.

	INCLUDED : Starter clamps 600 A / 1.8 m 35 mm ²
 100-240 V Recharge after each use - When not in use the unit is safe to be left on charge 24/7	 16 Ah + 16 Ah INSIDE
 CHARGE 100% FLOATING PROCESS	 INSIDE AUTOMATIC CHARGE

INSIDE 12V	INSIDE	START				Charger Inside	Protections		fuse	cm	kg
		1V/C	Cranking CC	Peak Battery	ON/OFF						
2 x 16 Ah ENERSYS	12 V	900 A	1700 A	3600 A	4 A	✓	✓	300 A	2 x 1.8 m ø35 mm ²	26 x 20 x 48	19
	24 V	700 A	1350 A	1800 A							